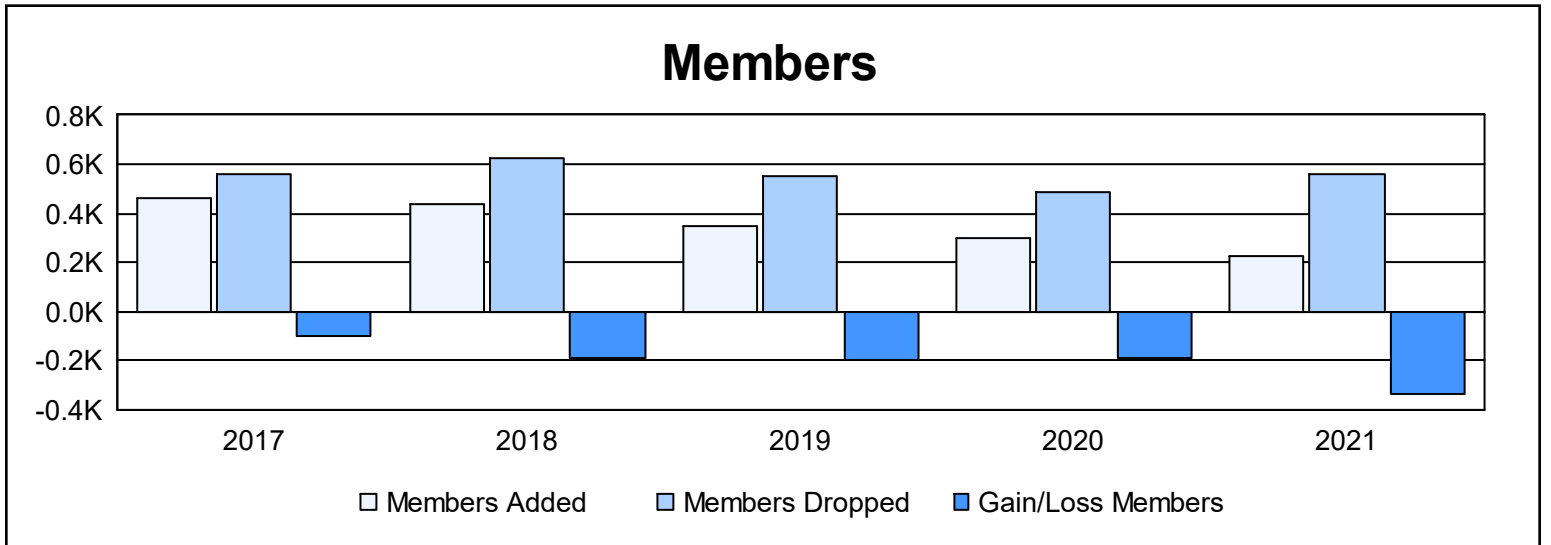
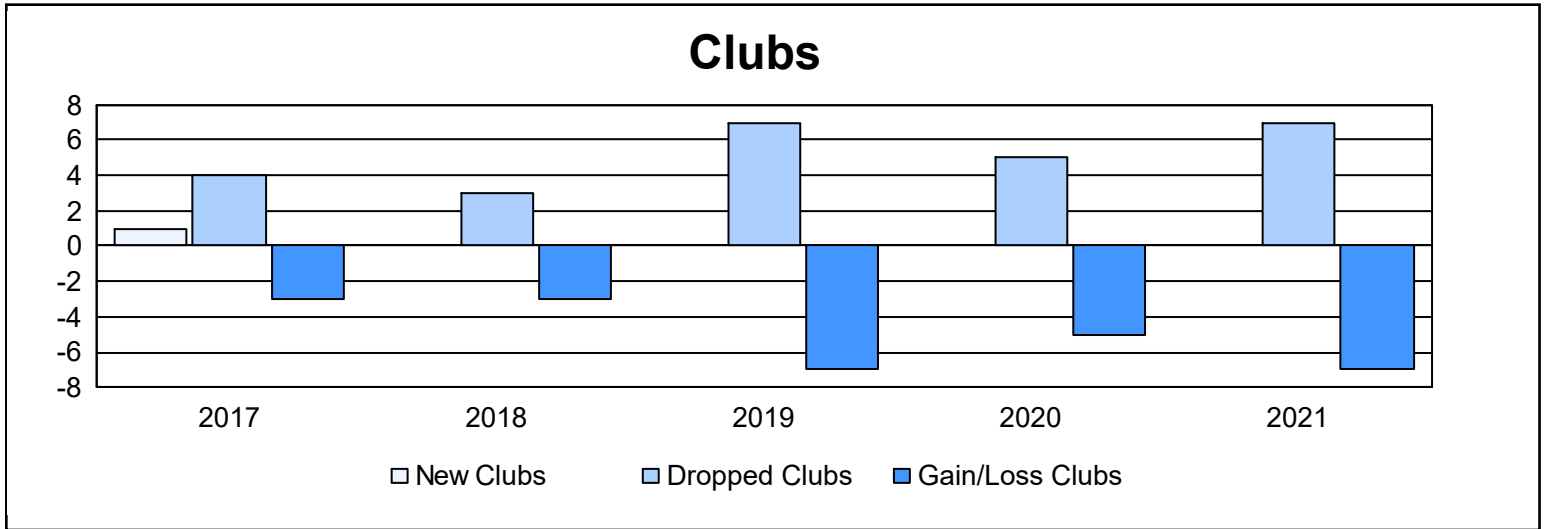


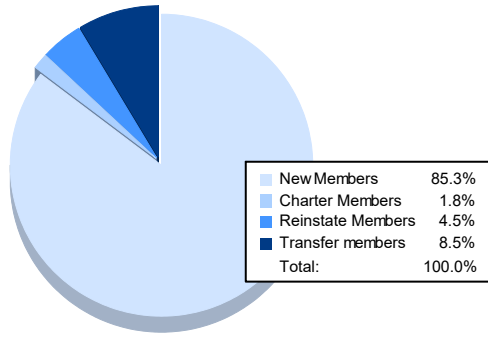
**Multiple District 3**

As of June 2021 Cumulative

| Year           | New Clubs | Dropped Clubs | Gain/ Loss Clubs | New Members | Charter Members | Reinstate Members | Transfer Members | Total Member Added | Total Members Dropped | Gain/ Loss Members |
|----------------|-----------|---------------|------------------|-------------|-----------------|-------------------|------------------|--------------------|-----------------------|--------------------|
| 2016-2017      | 1         | 4             | -3               | 402         | 23              | 12                | 26               | 463                | 561                   | -98                |
| 2017-2018      | 0         | 3             | -3               | 378         | 10              | 24                | 25               | 437                | 624                   | -187               |
| 2018-2019      | 0         | 7             | -7               | 316         | 0               | 15                | 20               | 351                | 550                   | -199               |
| 2019-2020      | 0         | 5             | -5               | 220         | 2               | 43                | 32               | 297                | 484                   | -187               |
| 2020-2021      | 0         | 7             | -7               | 191         | 4               | 10                | 19               | 224                | 557                   | -333               |
| <b>Average</b> | <b>0</b>  | <b>5</b>      | <b>-5</b>        | <b>301</b>  | <b>8</b>        | <b>21</b>         | <b>24</b>        | <b>354</b>         | <b>555</b>            | <b>-201</b>        |



### Membership Composition June 2021 Cumulative



### Gender Composition June 2021 Cumulative

